




Alcohol monitoring

CEP Helsinki
24th of May 2022
Anne Hoeksema

Introduction

 **Reclassering** Nederland



 **verslavings**
reclassering GGZ



Alcohol-related crime



- 25-50% of violent crime is related to alcohol use
- 30-50% of alcohol-related violent crime results in severe physical injury
- 3 billion euro social damage can be related to alcohol-related crime

Alcohol monitoring

Pilot boundaries 2017 & 2018



Participants supervised
by Dutch Probation
Services



Two regions:
Rotterdam &
Eastern Netherlands



Each participant:
75 days continuous
alcohol monitoring

Pilot results



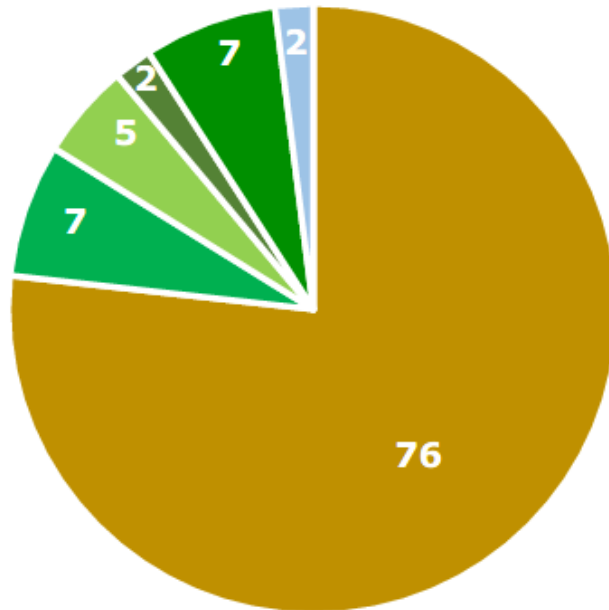
- 24/7 Alcohol monitoring
- Insight in alcohol use
- Constant awareness: no drinking!
- No interruption of work/daytime activities for urine tests
- No travel costs
- Less shame (compared to urine tests)
- Less old network encounter



- Size & weight (comfort)
- Limitations in clothing and (working) shoes
- Side effects (e.g. irritated skin)
- Some technical problems

Pilot results (2018)

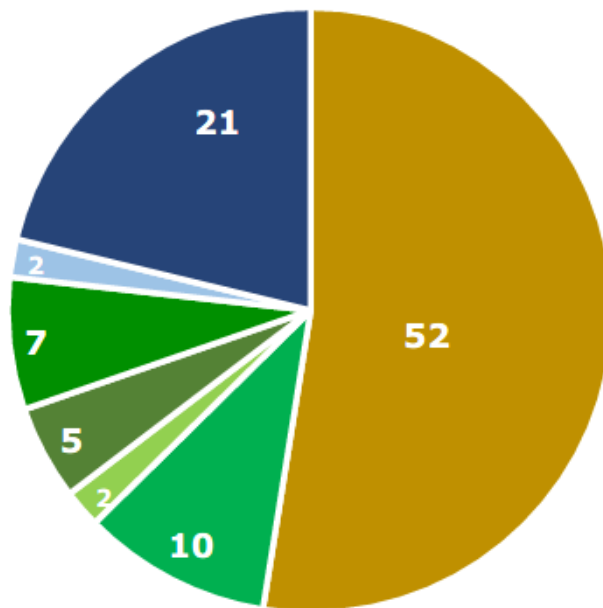
Alcohol use during 75 days pilot in % (N=42)



- No drinking
- Once a month or less
- 2 - 4 times a month
- 2 - 3 times a week
- 4 or more times a week
- No answer

Pilot results (2018)

Alcohol use 3 months after pilot in % (N=42)



- No drinking
- Once a month or less
- 2 - 4 times a month
- 2 - 3 times a week
- 4 or more times a week
- No answer
- Missing (no cooperation in follow up)

Pilot results (2018)

Comparison: Alcoholmeter versus 'regular' urine control



≈



Pilot results (2018)

Comparison: Alcoholmeter versus 'regular' urine control



Quote probation worker:

"I would definitely use the Alcoholmeter again because it saves a lot of time for the client, we get a realistic idea of the alcohol use and most importantly: it motivates the client to stop drinking alcohol"



Alcoholmonitoring

Client experience

Video 'Alberto'



National roll-out



May 18th 2020



But first:



Voluntarily monitoring 2019–2021: Some figures

Year	Individuals monitored in the period	Monitored days	Sober days*	Average duration
2019	114	9.872	9.140 (92.6%)	87 days
2020	168	15.935	14.283 (89.6%)	95 days
2021	146	15.372	13.843 (90.1%)	105 days

* The sober day is calculated by taking the total days monitored and removing any day that has a confirmed drinking event or tamper

Resume

- A new way to work on behavioural change concerning alcohol consumption within criminal law
- More effective sanctions, reducing violence under the influence of alcohol



We are interested in innovations that can assist in behavioural change of our clients!