

# System Maps and the Framework Agreements

**Tony Grapes**  
Independent Consultant (UK)  
Working to CEP

# What are SYSTEM MAPS??

- Schematic flowcharts which describe probation within a particular jurisdiction
- Prototypes invented in the DOMICE Project (probation case management across Europe) 2010 – 2012
- Upgrading began end 2015; different technology

# Producing a System Map

1. Extract from “Probation In Europe” chapter
2. Create initial image
3. Refine image from “Probation In Europe”
4. Add in data from SPACE II; database of Alternative Sanctions and Measures; other web-based sources
5. Edit
6. Issue to PiE authors and/or other correspondents
7. Re-edit
8. Upload

# What are SYSTEM MAPS??

- Prototypes developed in the DOMICE Project (probation case management across Europe) 2010 – 2012
- Schematic flowcharts which illustrate the probation arrangements within a particular jurisdiction
- Upgrading began end 2015; different technology
- 13 complete; 11 uploaded to CEP website
- Getting better the more we do

# System Maps and the Framework Agreements

- **ASSUMPTION 1**

For those under probation supervision, starting the process to transfer supervision to another country requires the supervising officer to take an initiative/start the process??

- **ASSUMPTION 2**


They are less likely to do so if they have no idea whether the other jurisdiction has anything like a probation service, or provisions anything like the home provisions?

- **ASSUMPTION 3**

The first place we would like supervising officers – all over Europe – to go for this information is the CEP?

- **ASSUMPTION 4**

“Probation In Europe” is not the best “tool” for this purpose; System Maps are quick, easy, colourful and interactive



and they're  
fun!!!

Let's have a  
Quick Look at  
a Couple?????

# System Map

## Republic of IRELAND

### 10<sup>th</sup> November 2015

System Maps originate from the EU-funded DOMICE Project (2010-2012). They are flow charts which help you to understand and interrogate the probation system in each jurisdiction. There are two main screens for each jurisdiction. The first shows what probation does; the second how it is organised. They compliment the Probation in Europe Handbook and include much of the data from the relevant chapters. The aim is to provide an easily accessible summary of current probation arrangements to support case transfers and co-operative working

Each map shows the probation system in 4 “domains” – 1: Pre-Trial Provisions; 2: Non-Custodial Options; 3: Immediate Custody and 4: Early Release. Almost all probation casework can be fitted into one of these 4 “domains”

They are built using Microsoft PowerPoint. You can download and run the files, and even amend them for your own use. You cannot upload amended files. If you think one needs to be amended, please contact the e-mail address below

With thanks to:

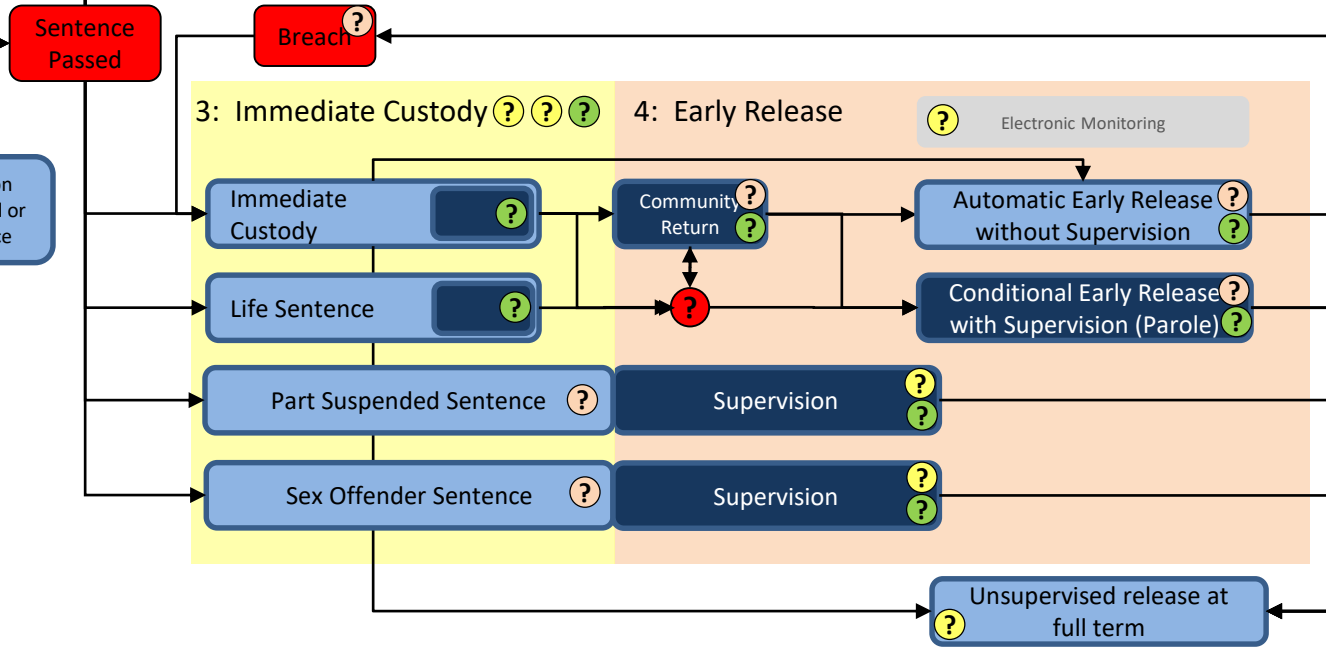
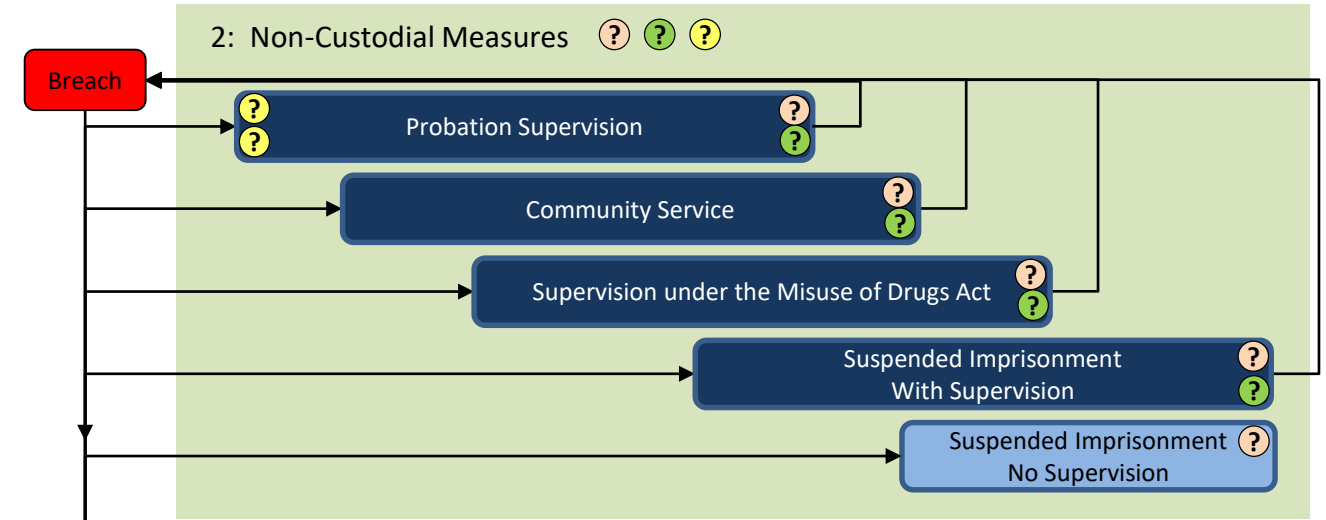
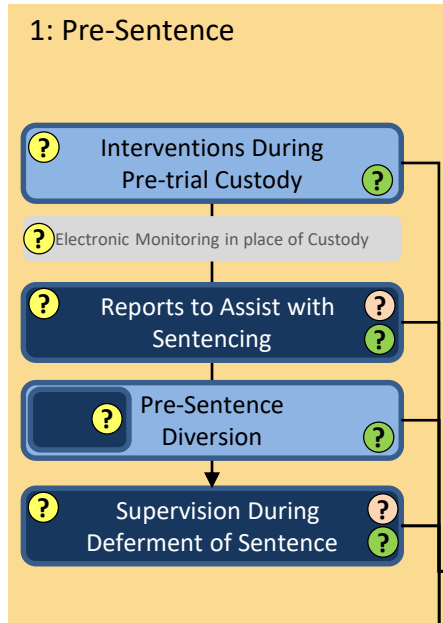
Gerry McNally  
Assistant Director  
The Irish Probation Service

To report amendments please contact  
Tony Grapes at  
[grapes1234@blueyonder.co.uk](mailto:grapes1234@blueyonder.co.uk)



# CEP System Map - Republic of Ireland

10<sup>th</sup> November 2015



Population	4,580,000
Prisoners/100,000	88
Probation caseload	7406
No of Probation Officers	216
Probation Budget (2014) (€€)	37,295,000

Xxx A feature of **this** probation system; the probation service either runs it or contributes to it
 Xxx "Live" but delivered by an agency other than probation
Xxx Common feature of probation NOT "live" here
Xxx Judicial or Quasi-Judicial Decision Point
(?) Hidden Data Law and Regulation
(?) Hidden Data Metrics
(?) Other Information of Interest

# DEPARTMENT of JUSTICE and EQUALITY

Public Accounts Committee  
Comptroller and Auditor General  
DJE Accounting Officer and Internal Audit

## The Irish Probation Service



Director  
The Probation Service

Deputy Director  
Corporate Services/Human Resources

Deputy Director  
Operations

Assistant Director  
Research, Standards, Quality Assurance, International Projects

Statistician

Regional Manager (6)

Assistant Director  
Community Service; Prisoners Risk and Resettlement

Regional Manager  
HR, Learning and Development

Accountant  
2 x Asst Principal  
• 1 x Funded Projects  
• 1 x Corporate Affairs

Dublin North and North East

Dublin South and Wicklow

Midlands and South East

South West

West/North-West and Westmeath

Senior Probation Officers

Probation Officers

Community Service Supervisors

Young Persons Probation

Community Return

- Senior PO
- Probation Officers
- Community Service Supervisors (Dublin)
- Admin Team

Hidden Data  
Law and Regulation

Hidden Data  
Metrics

Hidden Data  
Other Information of Interest

Xmnd

Management  
Position

Ymxcnd

Operational  
Units

# Schematic Map of the Probation System BELGIUM

14<sup>th</sup> November 2016

These diagrams are flow charts which help you to understand and interrogate the probation system in each jurisdiction.

There are two main screens for each jurisdiction. The first shows what probation does; the second how it is organised. They compliment the Probation in Europe Handbook and include much of the data from the relevant chapters. The aim is to provide an easily accessible summary of current probation arrangements to support case transfers and co-operative working

Each map shows the probation system in 4 “domains” – 1: Pre-Trial Provisions; 2: Non-Custodial Options; 3: Immediate Custody and 4: Early Release. Almost all probation casework can be fitted into one of these 4 “domains” .

You can find more detailed information about each block by holding your mouse over the question-dots – pink ones are about laws and regulation; green ones about scale and metrics and yellow ones about other interesting information

The Maps are built using Microsoft PowerPoint. You should open them in .ppsx mode, not .pptx mode. You can download and run the files, and even amend them for your own use. You cannot upload amended files.

If you think one needs to be amended, please contact the e-mail address below

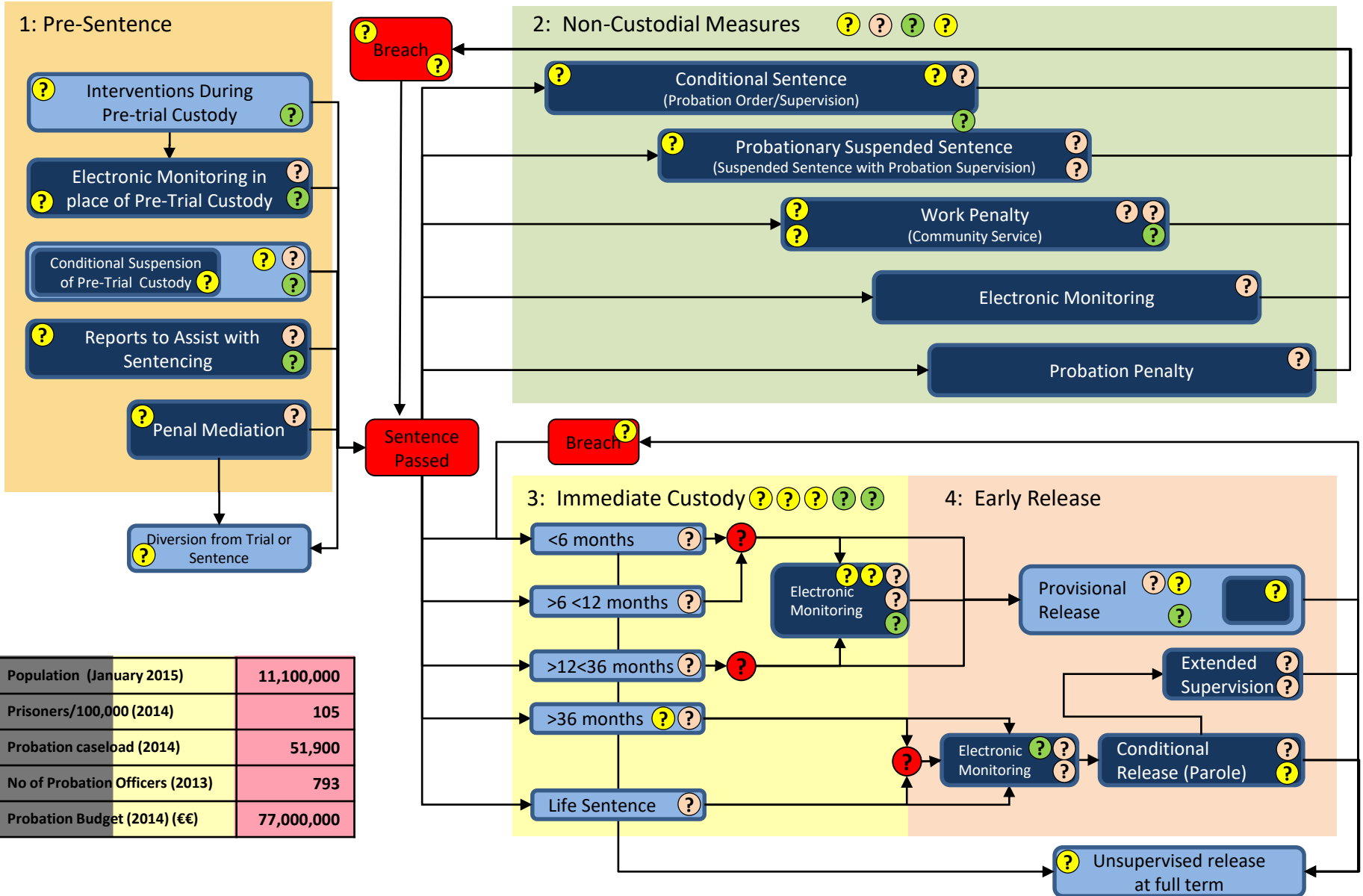
With thanks to:

Pedro  
Werner Vanhout  
Els Sneider  
Kristel Beyens

To report amendments please contact  
Tony Grapes at  
grapes1234@blueyonder.co.uk

# CEP System Map - BELGIUM

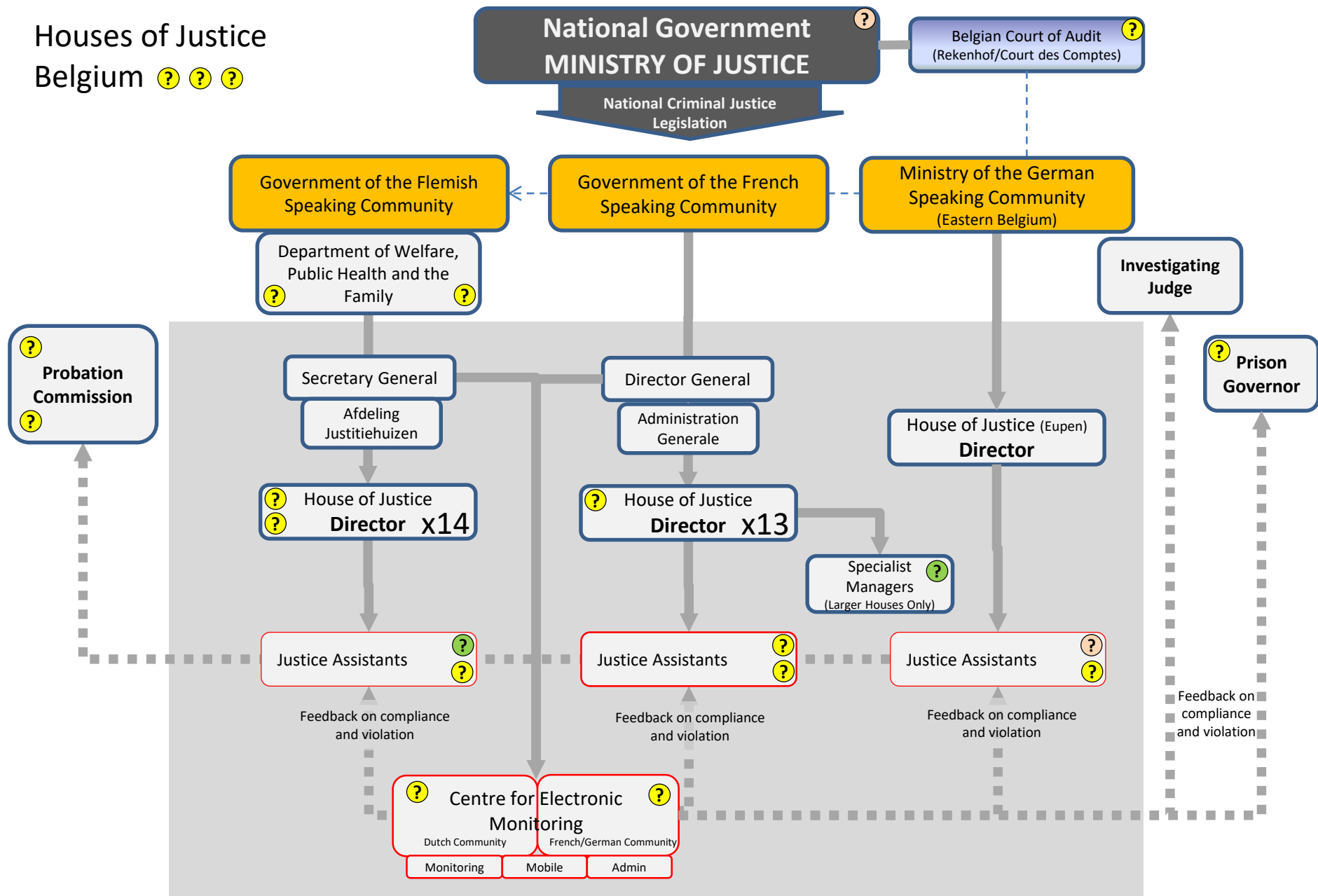
14<sup>th</sup> November 2016



Population (January 2015)	11,100,000
Prisoners/100,000 (2014)	105
Probation caseload (2014)	51,900
No of Probation Officers (2013)	793
Probation Budget (2014) (€€)	77,000,000

Xxx A feature of **this** probation system; the probation service either runs it or contributes to it
 Xxx "Live" but delivered by an agency other than probation
Xxx Common feature of probation NOT "live" here
Xxx Judicial or Quasi-Judicial Decision Point
(?) Hidden Data Law and Regulation
(?) Hidden Data Metrics
(?) Other Information of Interest

# Houses of Justice Belgium



Hidden Data Law and Regulation

Hidden Data Metrics

Hidden Data Other Information of Interest

Xmnd

Management Position

Ymcxnd

Operational Position

# Next Phase

- Complete EU members states (end 2018?)
- Publicize better
- Re-locate on web site for easier access
- Non-EU European states (Norway, Switzerland, Serbia)?
- Sub-jurisdictions (Catalonia, Scotland, Germany[?])
- Neighbouring states (e.g. Ukraine, Belarus)
- Succession planning
- Keeping it all up-to-date

Now wasn't  
that fun??